



**British Journal of Applied Science & Technology**  
4(31): 4468-4479, 2014  
ISSN: 2231-0843



SCIENCE DOMAIN *international*  
[www.sciencedomain.org](http://www.sciencedomain.org)

## Strength and Deformation Characteristics of High Plasticity Offshore Clay

S. Y. Thian<sup>1\*</sup> and C. Y. Lee<sup>1</sup>

<sup>1</sup>Department of Civil Engineering, Universiti Tenaga Nasional, Malaysia.

### **Authors' contributions**

*This work was carried out in collaboration between both authors. Author CYL supervised the study. Author SYT managed the literature searches, design and analyses of the study and performed experimental process. Both authors read and approved the final manuscript.*

### **Article Information**

DOI: 10.9734/BJAST/2014/12135

#### Editor(s):

(1) Verlicchi Paola, Department of Engineering, University of Ferrara, Via Saragat 1, Ferrara, Italy.

#### Reviewers:

(1) Anonymous, Petrobras Research Center, Brazil.

(2) Kigho Moses Oghenejoboh, Department of Chemical Engineering, Delta State University, Abraka, Oleh Campus, P. M. B. 22 Oleh, Nigeria.

Peer review History: <http://www.sciencedomain.org/review-history.php?iid=635&id=5&aid=5978>

**Original Research Article**

**Received 19<sup>th</sup> June 2014**  
**Accepted 22<sup>nd</sup> July 2014**  
**Published 6<sup>th</sup> September 2014**

### **ABSTRACT**

The purpose of this study is to investigate the shear strength and stiffness characteristics of high plasticity offshore clay. A series of undrained monotonic triaxial compression and direct simple shear tests was conducted on reconstituted saturated offshore clay specimens. The clay specimens were tested under different confining pressures and overconsolidation ratios (OCR 1, 2, 4, 10 and 40) at constant dry density of about 1.25g/cm<sup>3</sup>. The offshore clay exhibits contractive behaviour. The test results show that an increase in OCR increases the normalized deviator stress and stiffness of the offshore clay. The normalized stiffness increases with increasing OCR but decreases with increasing axial strain. The normalized shear strength of high plasticity offshore clay increases with increasing strain rates.

\*Corresponding author: E-mail: [siawyin\\_thian@yahoo.com](mailto:siawyin_thian@yahoo.com);

*Keywords: High plasticity offshore clay; shear strength; overconsolidation ratio.*

## 1. INTRODUCTION

For decades, the behaviour of offshore clay subjected to repeated loads are often analyzed by researchers due to the increased usage of offshore structures and concern for adequate seismic design [1-9]. On the other hand, there are also studies involving anisotropically consolidated undrained triaxial tests (CAU) and static direct simple shear tests (DSS) on offshore clay specimens [6,8-12].

However, there are limited studies considered on static strength of normally consolidated or overconsolidated high plasticity offshore clay specimens. More than a hundred offshore platforms are located in shallow and deep waters in between the East Coast of Peninsula Malaysia and West Coast of Sabah and Sarawak [13]. A better understanding of the fundamentals of shear strength and deformation characteristics of clay is essential to improve the accuracy of the solution of soil stability and settlement problem [14]. The objective of this paper is to investigate the static shear strength deformation behaviour of offshore clays with different OCRs (overconsolidation ratio) under isotropically consolidated undrained triaxial compression (CIU) and direct simple shear (DSS) tests.

## 2. MATERIALS AND METHODS

### 2.1 Soil Constituents

The clay specimens tested in this study represent the high plasticity offshore clay deposit located in Terengganu, Malaysia at the depths of 20m below the seabed. The typical geotechnical properties of the high plasticity offshore clay are given in Table 1.

**Table 1. Geotechnical properties of high plasticity offshore clay**

<b>Geotechnical properties</b>	<b>Values</b>
Liquid limit	54%
Plastic limit	27%
Plasticity index	27%
Clay fraction ( $d < 0.002\text{mm}$ )	43%
Specific gravity	2.58

### 2.2 Testing Programs

Clay specimens used in the present study were reconstituted soil samples. The offshore clay was first oven-dried and crushed to powder form before water was added to form saturated soil with moisture content of 40%. The reconstituted clay was used for both triaxial and simple shear tests.

Undrained static triaxial compression (CIU) tests were conducted on isotropically consolidated offshore clay specimens with different OCRs and confining pressures at initial dry density of about  $1.25\text{g/cm}^3$ . The soil specimens were 50mm in diameter and 100mm in height, and were fully saturated before being tested. The average Skempton  $B$ -value of the specimens after back pressure saturation was always higher than 0.98. Each clay specimen was consolidated for 12 hours before shearing took place. The triaxial testing apparatus was

computer-controlled, and the stress-strain data were recorded automatically. The CIU tests were performed at axial strain rate of 3%/hr and the tests were discontinued when axial strain reached 15%. In order to investigate the effect of varying strain rates on shear behaviour of high plasticity offshore clay, CIU triaxial tests were performed with additional strain rates of 0.3 and 0.03%/hr.

Undrained direct simple shear (DSS) tests were also performed on high plasticity offshore clay to investigate the stress-strain relationships shearing along a horizontal plane after  $K_0$  consolidation. A modified computer-controlled simple shear testing apparatus incorporated with a data logging system was used. However, due to the limitation of the apparatus in the laboratory, the pore pressure of the soil specimens could not be measured during undrained shearing. Hence, only the horizontal shear strength of the soil specimens were measured. Shear strain rate of 3.8%/hr was applied on offshore clay specimens measuring 70mm in diameter and 25mm in height, with initial dry density of about 1.25g/cm<sup>3</sup>. During consolidation, lateral strain was prevented by a consolidation clamp that was fitted to the outside of the metal washers. The clamp was then removed before shearing. The summary of CIU and DSS test conditions undertaken in this study is listed in Table 2.

**Table 2. Summary of test conditions**

Tests	Water content (%)	Confining pressure, $\sigma_{vc}'$ (kPa)	OCR
CIU	40	100, 200, 300, 400	1, 2, 4, 10, 40
DSS	40	100, 200, 400	1, 2, 4, 10

### 3. RESULTS AND DISCUSSION

#### 3.1 Shear Strength Behaviour of Offshore Clay

The typical stress-strain and pore pressure response for high plasticity offshore clay under CIU and DSS tests are illustrated in Figs. 1 and 2, respectively. The undrained strength of clay specimens increases with increasing confining pressures. The clay specimens exhibit contractive tendency resulting in positive excess pore pressure with increasing confining pressures. During undrained shearing, the pore pressure increases with the increase in deviator stress [15].

The peak strength of clay specimen is reached at lower axial strain as confining pressure increases under triaxial compression. It can be observed that the peak strength for offshore clay is almost similar when confining pressure exceeds 200kPa. On the contrary, the DSS results presented in Fig. 2 shows that the peak strength is significantly larger at higher confining pressure when confining pressure is increased beyond 200kPa. The difference between the CIU and DSS test results can be attributed to the different shearing mechanism and rates of strain that are imposed to the clay specimens.

The effect of overconsolidation ratio on normalized peak strength ( $s_u/\sigma_{vc}'$ , where  $s_u$  is the peak strength, and  $\sigma_{vc}'$  is the vertical normal stress) for both high plasticity and Drammen [16] offshore clay specimens is depicted in Fig. 3 for DSS and CIU tests. The DSS and CIU test conditions for high plasticity and Drammen offshore clay specimens are similar. It may be observed that normalized peak strength increases linearly as OCR increases from 1 to 40. The high plasticity offshore clay indicates a slightly higher normalized peak strength than that of Drammen clay for specimens tested under triaxial compression. However, the

normalized peak strength for both offshore clay specimens are similar for the results obtained from DSS tests. Mayne [17] found that other offshore clays such as Bangkok clay, Atchafalaya clay, Maine clay and Boston Blue clay also display similar behavior.

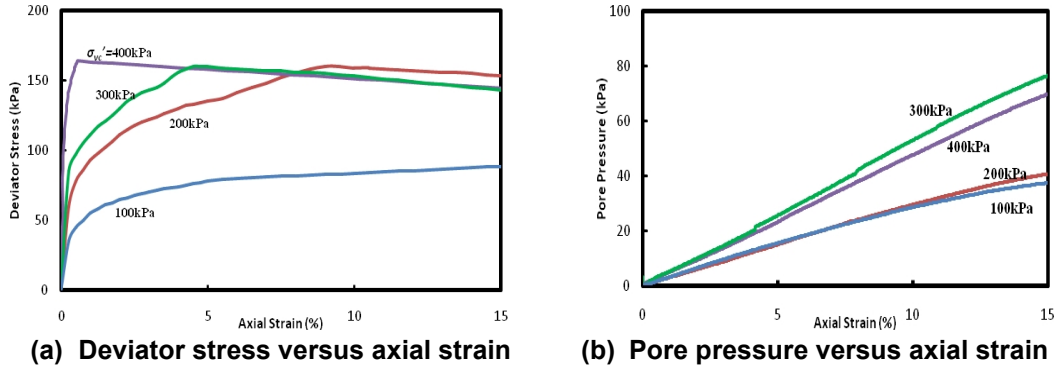


Fig. 1. CIU stress-strain results for high plasticity offshore clay

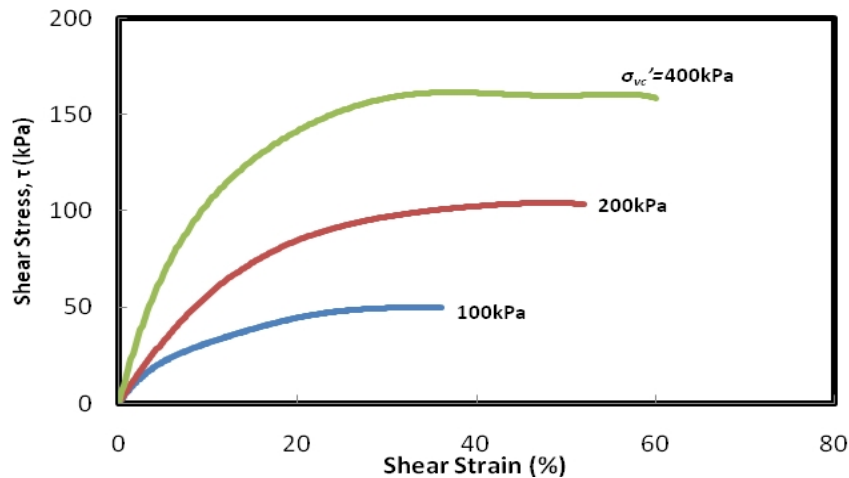
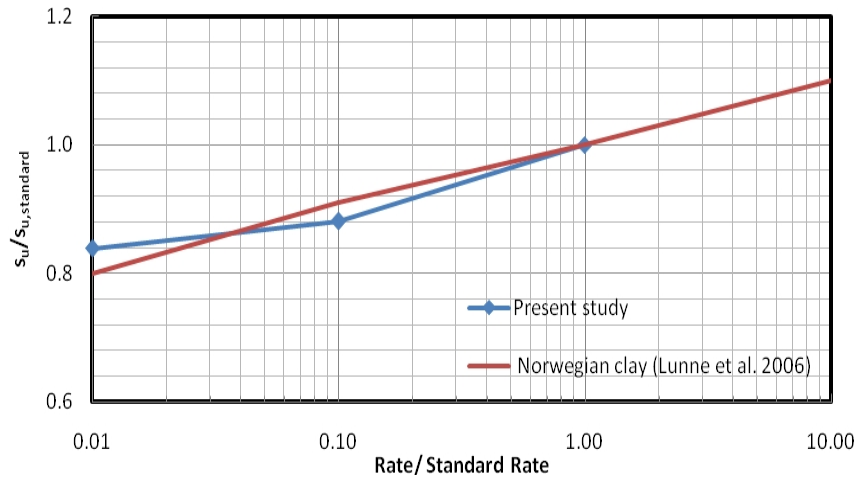


Fig. 2. DSS shear stress-strain results for high plasticity offshore clay

### 3.2 Soil Friction Angles

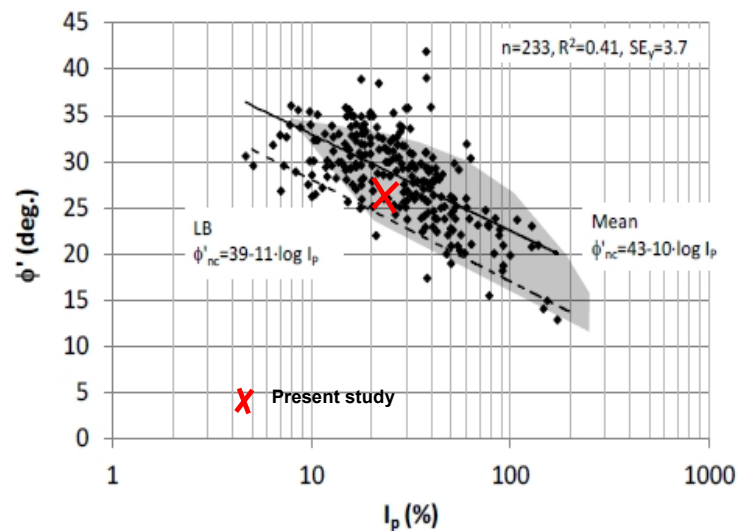
Table 3 indicates the friction angle and plasticity index of high plasticity offshore clay and various offshore clay specimens from other regions. The friction angle and plasticity index of both high plasticity and Drammen offshore clay are quite similar, perhaps due to the similar clay fraction in the soil. It can be observed that the friction angle decreases with increasing plasticity index of offshore clay. Several studies have been reported in the literature regarding the variation of friction angle with plasticity index for normally consolidated reconstituted or undisturbed natural clays [18-21]. Fig. 4 illustrates the plot of effective friction angle versus plasticity index, indicating that friction angle decreases with plasticity index of clay specimens. The friction angle of high plasticity offshore clay appears to be consistent with the typical friction angles range of other offshore clays.



**Fig. 3. Comparison of undrained direct simple shear and triaxial monotonic shear strength of Drammen and high plasticity offshore clay as function of OCR**

**Table 3. Comparison of friction angle for various offshore clays**

Clay	PI (%)	Friction angle, $\phi'$ (°)	Clay fraction (%)	Reference
Present study	27	26	42	-
Drammen clay	27	30.7	45 – 55	[8]
Weald clay	24	26	-	[22]
Boston blue clay	15	30	26.5	[23]
London clay	49	21	50	[24]
Bombay marine clay	70	24	48	[25]



**Fig. 4. Effective friction angle vs. plasticity index for normally consolidated reconstituted and undisturbed clays (after Ladd et al. [20])**

### 3.3 Soil Stiffness-OCR Relationships

The normalized undrained secant stiffness ( $E_u/\sigma_{vc}'$ ) determined at different strain levels are plotted against strains (on logarithmic scale) as shown in Fig. 5. It is apparent that the normalized secant stiffness of both normally and overconsolidated offshore clay specimens decreases rapidly with increasing strain levels. As the soil yields, the normalized stiffness begins to decrease as the soil experiences plastic deformation [26]. Similar behaviour was reported in the literature [15,27-30] for normally consolidated London clay, Bangkok clay, Boston Blue Clay III, natural Bothkennar clay and Magnus clay, respectively. It is also noted that the normalized stiffness of high plasticity offshore clay increases with OCR, which is also in agreement with the findings of Seah and Lai [27] and Sangatana [28] on Bangkok clay and Boston Blue Clay, respectively. The stiffness of normally consolidated offshore clay degrades faster at lower strains than that of overconsolidated offshore clay and thus,  $E_u/\sigma_{vc}'$  is lower at higher strains. Abdulhadi [31] also reported the same finding on normally consolidated and overconsolidated reconstituted Boston Blue Clay tested under anisotropically triaxial compression test.

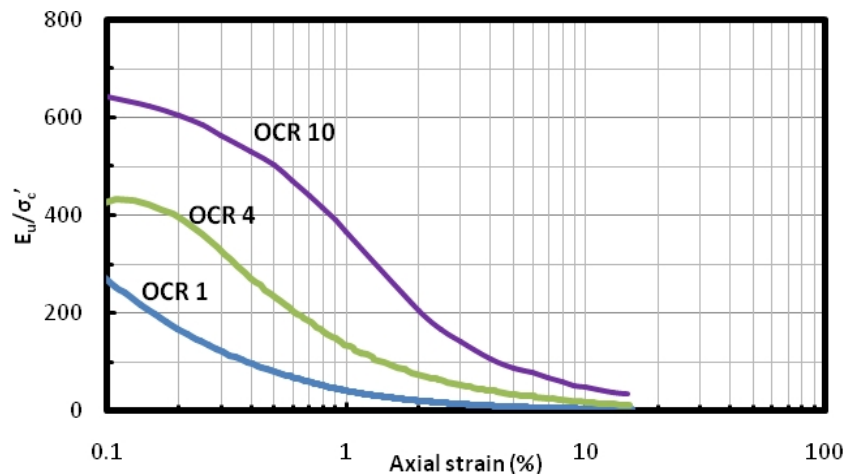


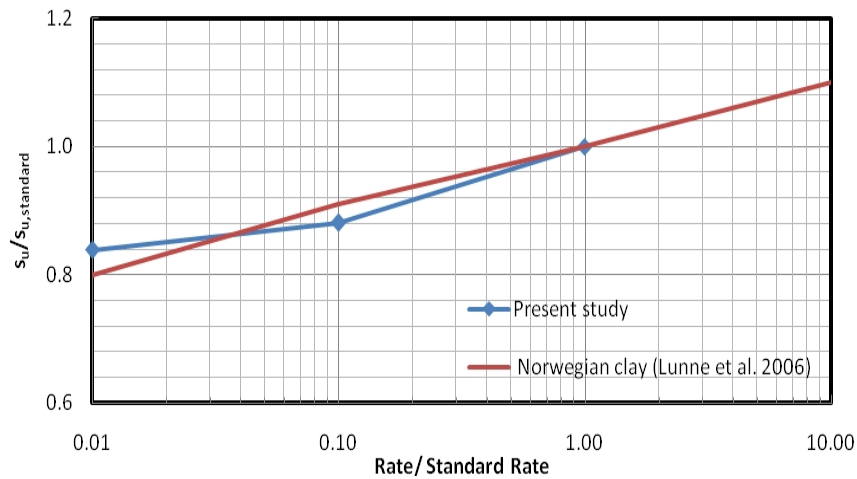
Fig. 5. Normalized soil stiffness–axial strain relationship in triaxial compression test for high plasticity offshore clay

### 3.4 Rate Effects

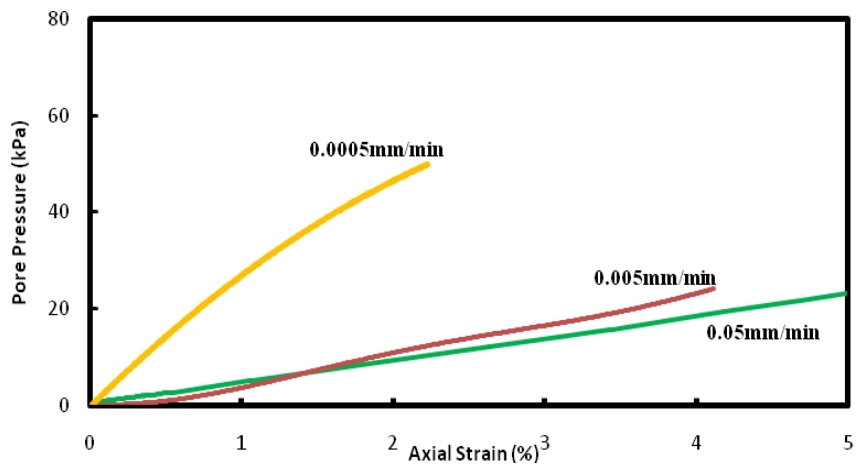
Fig. 6 indicates the effect of varying strain rates on normalized shear strength of Norwegian clay [10] and high plasticity offshore clay (present study). The standard strain rates used for both Norwegian clay and high plasticity offshore clay are 3%/hr and 0.55-0.75%/hr, respectively. The relationship of normalized shear strength and strain rates for Norwegian clay is determined from both DSS and anisotropically consolidated undrained (CAU) triaxial tests [10]. On the other hand, isotropically consolidated undrained (CIU) triaxial tests were carried out in present study to establish the relationship of normalized shear strength and strain rates for high plasticity offshore clay.

As shown in Fig. 6, the normalized shear strength ( $s_u/s_{u, \text{standard}}$ , where  $s_u$  is the peak strength of soil sample, and  $s_{u, \text{standard}}$  is the peak strength of soil sample at standard strain rate) of high plasticity offshore clay and Norwegian clay increases with increasing strain rates

(rate/standard rate). The finding is consistent with those reported by Lefebvre and LeBoeuf [32], Sheahan [33]; Zhu and Yin [34] and Sorensen [35]. Undrained shear strength of clay is associated closely to the pore water pressure development induced by shearing. Fig. 7 depicts the pore water pressure response of high plasticity offshore clay at various strain rates. The pore water pressure generated in the specimen during shearing is higher at a lower strain rate than at a higher strain rate, as identified in several studies such as Richardson and Whitman [36], Sheahan [33] and Zhu and Yin [34]. Richardson and Whitman [36] and Sheahan [33] reported that the decrease of pore pressure is the primary mechanism of strength increase with increasing strain rate.



**Fig. 6. Comparison of normalized shear strength for both Norwegian clay and high plasticity offshore clay**



**Fig. 7. Pore water pressure development for high plasticity offshore clay subjected to 400kPa confining pressure with various strain rates**

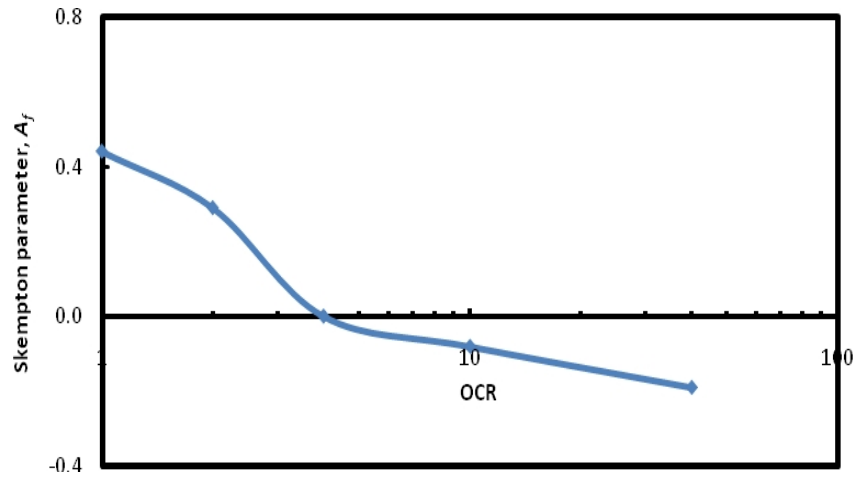


Fig. 8. Relationship of Skempton parameter at failure,  $A_f$ , with OCR for high plasticity clay

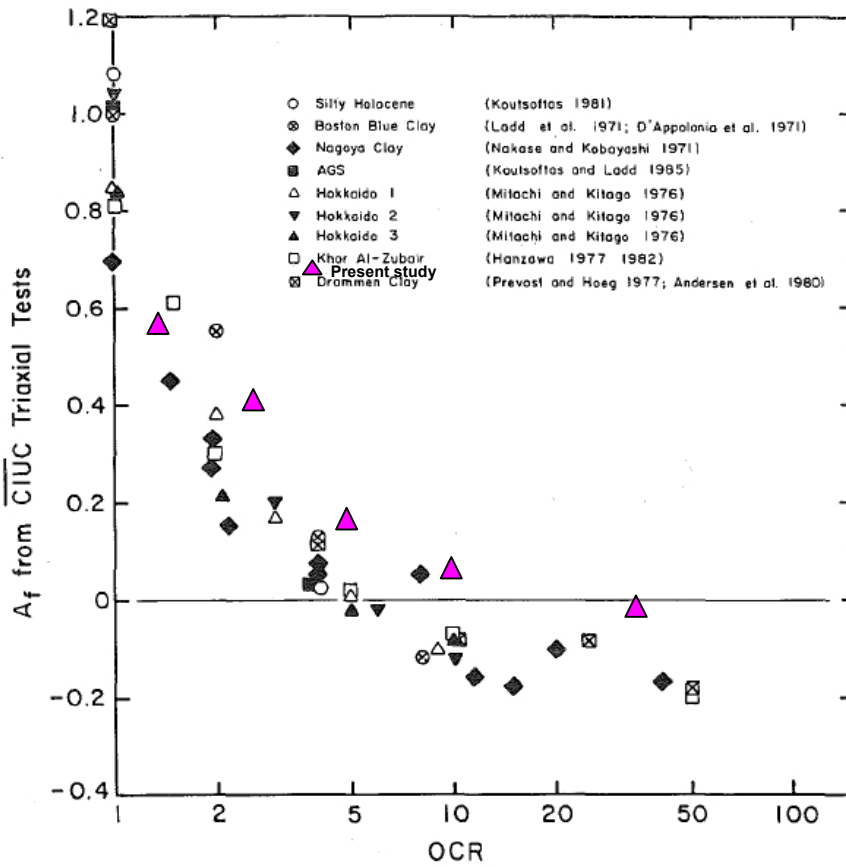


Fig. 9. Observed trend between  $A_f$  values and OCR for isotropically consolidated clays in triaxial compression



### 3.5 Pore-pressure Failure Parameter, $A_f$ Parameter

Fig. 8 above indicates the variation of Skempton pore-water pressure parameter at failure,  $A_f$ , with increasing OCR for isotropically overconsolidated marine clay specimens. The value of  $A_f$  decreases with increasing OCR, and it tends to become negative when OCR is greater than 4. It is in agreement with CIU test results on many types of clays reported in the literature [37-43]. The test results presented by Bishop and Henkel [44] and Duncan and Seed [45, 46] also indicate that  $A_f$  becomes zero at OCR 4 and the values become negative at greater OCRs. The Oslo clay, Weald clay and London clay also yield approximately zero  $A_f$  values at an overconsolidation value of about 3 or 4 [47]. The magnitude of  $A_f$  may be negative for highly overconsolidated clay soils [48]. It is interesting to note that the variation of  $A_f$  with OCR is considerably small at higher OCR ranges as compared to the low OCR values.

Nakase and Kobayashi [49] found that  $A_f$  values from isotropically consolidated specimens became negative at lower OCR, while  $A_f$  values from  $K_o$ -consolidated specimens remained positive at OCRs greater than 10. This is because isotropic consolidation gives lower values of  $A_f$  than anisotropic consolidation at high OCRs [50]. The trend of  $A_f$  values for 9 different clays [8,37-40,51-53] subjected to a series of CIU triaxial tests are shown in Fig. 9 above.

## 4. CONCLUSION

High plasticity offshore clay displays different shear behaviour when it is sheared under CIU and DSS test conditions due to the different shearing mechanisms. However, the results obtained from both types of tests are comparable to those of Drammen clay under the same test conditions. The offshore clay exhibits contractive behaviour as indicated by the generation of positive excess pore pressure in CIU tests. The undrained secant stiffness of normally consolidated high plasticity offshore clay degrades more rapidly at lower strain levels than that of overconsolidated offshore clay, and hence, the soil stiffness of normally consolidated clay is lower at higher strain levels. The pore water pressure generated in offshore clay specimen during shearing is higher at lower strain rate than that at higher strain rate, thus it results in strength increase with increasing strain rates.

## COMPETING INTERESTS

Authors have declared that no competing interests exist.

## REFERENCES

1. Andersen KH. Bearing capacity under cyclic loading – offshore, along the coast, and on land. The 21<sup>st</sup> Bjerrum Lecture presented in Oslo, 23 November 2007. Can. Geotech. J. 2009;46(5):513–535.
2. Hyodo M, Yamamoto Y, Sugiyama M. Undrained cyclic shear behaviour of normally consolidated clay subjected to initial static shear stress. Soils and Foundations. 1994;34(4):1–11.
3. Hyde AFL, Yasuhara K, Hirao K. Stability criteria for marine clay under one-way cyclic loading. J. Geotech. Engrg. 1993;119 (11):1771-1789.
4. Yasuhara K, Hirao K, Hyde AFL. Effects of cyclic loading on undrained strength and compressibility of clay. Soils and Foundations. 1992;32(1):100–116.

5. Azzouz AS, Malek AM, Baligh MM. Cyclic behavior of clays in undrained simple shear. *J. Geotech. Engrg. ASCE*. 1989;115(5):637–657.
6. Andersen KH, Kleven A, Helen D. Cyclic soil data for design of gravity structures, *Journal of Geotechnical Engineering*. 1988;114(5):517–539.
7. Vucetic M, Dobry R. Degradation of marine clays under cyclic loading. *J. Geotech. Engrg.* 1988;114(2):133–149.
8. Andersen KH, Jacobus HP, Brown SF, Rosenbrand WF. Cyclic and static laboratory tests on Drammen clay. *J. Geotech. Engrg. Div. ASCE*, 106 (GT5). 1980;499–529.
9. Thiers GR, Seed HB. Cyclic stress-strain characteristics of clays. *J. Soil Mech. and Found. ASCE*. 1968;94(2):555-569.
10. Lunne T, Berre T, Andersen KH, Strandvik S, Sjursen M. Effects of sample disturbance and consolidation procedures. *Can. Geotech. J.* 2006;43(7):726–750.
11. Zergoun M, Vaid YP. Effective stress response of clay to undrained cyclic loading,” *Can. Geotech. J.* 1994;31(5):714–727.
12. Bjerrum L, Landva A. Direct simple-shear tests on a Norwegian quick clay. *Geotechnique*. 1966;16(1):1–20.
13. HIS Global Insight. Malaysia Readies Deepwater Oil and Gas Development Drive; 2010.
14. Nagaraj TS. Soil structure and strength characteristics of compacted clay,” *Geotechnique*. 1959;14(2):103–114.
15. Siddique A, Clayton CRI. Mechanical properties of reconstituted soft London clay. *Journal of Civil Engineering*. 1999;27(1):81–98.
16. Andersen KH. Cyclic clay data for foundation design of structures subjected to wave loading. *Proc., International Conference on Cyclic Behaviour of Soils and Liquefaction Phenomena, CBS04, Bochum, Germany*. 2004;371–387.
17. Mayne PW. *Integrated ground behavior: In-situ and laboratory tests. Deformation Characteristics of Geomaterials*, Taylor & Francis Group, London. 2005;2:155–177.
18. Stark TD, Eid HT. Shear behavior of reinforced geosynthetic clay liners. *Geosynthetics International*. 1996;3(6):771–786.
19. Terzaghi K, Peck RB, Mesri G. *Soil Mechanics in engineering practice*. 3<sup>rd</sup>. ed., John Wiley & Sons, New York; 1996.
20. Ladd CC, Foott R, Ishihara K, Schollosser F, Poulos HG. Stress deformation and strength characteristics. *Proceedings 9<sup>th</sup> ICSMFE, Tokyo*. 1977;2:421–494.
21. Brooker EW, Ireland HO. Earth pressure at rest related to stress history. *Can. Geotech. J.* 1965;2(1):1–15.
22. Skempton AW, Sowa VA. The behaviour of saturated clays during sampling and testing. *Geotechnique*. 1963;13(4):269–290.
23. Ladd CC. Stress-strain behaviour of anisotropically consolidated clays during undrained shear. *Proc. 6<sup>th</sup> ICSMFE, Montreal, Canada*. 1965;1:282–286.
24. Gulhati SK, Datta M. *Geotechnical Engineering*. Tata McGraw-Hill. 2005;147.
25. Kulkarni R. Effect of structure on properties of marine clay. *Proceedings 8<sup>th</sup> ICSMFE, Moscow*. 1973;1(1):217–220.
26. Mazzei PC. Normalized mechanical properties of resedimented Gulf of México clay from Integrated Ocean Drilling Program Expedition Leg 308. *SM Thesis, MIT, Cambridge, MA*; 2008.
27. Seah TH, Lai KC. Strength and deformation behavior of soft Bangkok clay. *Geotechnical Testing Journal*. 2003;26(4):1–11.

28. Santagana MC. Investigation of sample disturbance in soft clays using triaxial element tests. SM Thesis, MIT, Cambridge, MA; 1994.
29. Smith PR, Jardine RJ, Hight DW. "The yielding of Bothkennar clay," *Geotechnique*, 1992;42(2):257–274.
30. Hight DW, Jardine RJ, Gens A. The behaviour of soft clays. Chapter 2 in Embankments on Soft Clays, Special Publication, Bulletin of the Public Works Research Center, Athen. 1987;33–158.
31. Abdulhadi NO. Stress-dependent mechanical behavior of cohesive soil with application to Wellbore Instability. SM Thesis, MIT, Cambridge, MA; 2009.
32. Lefebvre G, LeBoeuf D. Rate effects and cyclic loading of sensitive clays. *J. Geotech. Engrg.* 1987;113(5):476–489.
33. Sheahan TC, Ladd CC, Germaine JT. Rate-dependent undrained shear behavior of saturated clay. *J. Geotech. Eng.* 1996;122(2):99-108.
34. Zhu JG, Yin JH. Strain-rate-dependent stress-strain behavior of overconsolidated Hong Kong marine clay. *Can. Geotech. J.* 2000;37(6):1272-1282.
35. Sorensen KK, Baudet BA, Simpson B. Influence of structure on the time-dependent behaviour of a stiff sedimentary clay. *Geotechnique*. 2007;57(1):113–124.
36. Richardson A, Whitman RV. Effect of strain-rate upon undrained shear resistance. *Geotechnique*. 1963;13(3):310–324.
37. Ladd CC, Bovee RB, Edgers L, Rixner JJ. Consolidated undrained plane strain shear tests on Boston Blue Clay. MIT Res. Rept. R71-13, Research in Earth Physics. 1971;15.
38. Mitachi T, Kitago S. Change in undrained shear characteristics of clay due to swelling. *Soils and Foundations*. 1976;16(1):45–58.
39. Prevost JH, Hoeg K. Plasticity model for undrained stress-strain behavior. Proc. 9th ICOSMFE, Tokyo. 1977;1:255–261.
40. Koutsoftas D. Undrained shear behavior of a marine clay. Laboratory Shear Strength of Soil, ASTM STP. 1981;740:254–276.
41. Koutsoftas D, Ladd CC. Design strengths for an offshore clay. *J. Geotech. Engrg.* 1985;111(3):337–355.
42. Ou CY. Deep excavation: Theory and practice. Published by CRC Press. 2006;17.
43. Iskander M. Modelling with transparent soils: Visualizing soil structure interaction and multi phase flow, non-intrusively. Published by Springer. 2010;60.
44. Bishop AW, Henkel DJ. The measurement of soil properties in the triaxial test, 2<sup>nd</sup> ed., Edward Arnold, London; 1962.
45. Duncan JM, Seed HB. Anisotropy and stress reorientation in clay. *J. Soil Mech. And Found. Div. SM.* 1966;5:21–50.
46. Duncan JM, Seed HB. Strength variation along failure surfaces in clay. *J. Soil Mech. And Found. Div. SM.* 1966;6:81–104.
47. Simons NE. "The effect of overconsolidation on the shear strength characteristics of an undisturbed Oslo clay. Proc. Res. Conf. Shear Strength of Cohesive Soils, ASCE, Bourder, CO, USA. 1960;747–763.
48. Das BM. Advanced Soil Mechanics. Fourth edition. Published by CRC Press. 2013;181.
49. Nakase N, Kobayashi M. "Change in undrained shear strength of saturated clay due to rebound," *Proceedings of the 4<sup>th</sup> Asian Regional Conference on Soil Mechanics and Found. Engineering*. Bangkok, Thailand. 1971;1:147–150.

50. Mayne PW, Stewart HE. Pore pressure behavior of  $K_o$ -consolidated clays. *J. Geotech. Engrg.* 1988;114(11):1340–1346.
51. D'Appolonia D, Lambe TW, Poulos HG. Evaluation of pore pressures beneath an embankment. *J. Soil Mech. And Found. Engrg.* 1971;97(6):881–897.
52. Hanzawa H. Field and laboratory behavior of Khor-Al-Zubair clay, Iraq. *Soils and Foundations.* 1977;17(4):17–30.
53. Hanzawa H, Kishida T, Matsuda E. Stability analysis with effective stress method on alluvial marine clay. *Soils and Foundations.* 1982;22(3):32–46.

---

© 2014 Thian and Lee; This is an Open Access article distributed under the terms of the Creative Commons Attribution License (<http://creativecommons.org/licenses/by/3.0>), which permits unrestricted use, distribution, and reproduction in any medium, provided the original work is properly cited.

*Peer-review history:*

*The peer review history for this paper can be accessed here:*  
<http://www.sciencedomain.org/review-history.php?iid=635&id=5&aid=5978>