



# Measurement of the Thermal Conductivities of Clay Materials Stabilized by a Mixed Binder

Abakar Ali <sup>a</sup>, Abdallah Dadi Mahamat <sup>b\*</sup>, Abdallah Ban-Nah <sup>b, d</sup>,  
André Donnot <sup>c</sup> and Malloum Soultan <sup>d</sup>

<sup>a</sup> Ecole Nationale Supérieure des Travaux Publics (ENSTP), BP 60, N'Djamena, Chad.

<sup>b</sup> Institut Nationale Supérieure des Sciences et Techniques d'Abéché (INSTA), BP 130 Abéché, Chad.

<sup>c</sup> Université de Lorraine, Laboratoire d'Etudes et de Recherches sur les Matériaux Bois (LERMAB),  
54500 Vandœuvre-lès-Nancy, France.

<sup>d</sup> Faculté des sciences Exactes Université de N'Djamena, Chad.

## Authors' contributions

This work was carried out in collaboration among all authors. All authors read and approved the final manuscript.

## Article Information

DOI: 10.9734/PSIJ/2023/v27i3790

## Open Peer Review History:

This journal follows the Advanced Open Peer Review policy. Identity of the Reviewers, Editor(s) and additional Reviewers, peer review comments, different versions of the manuscript, comments of the editors, etc are available here:  
<https://www.sdiarticle5.com/review-history/101713>

Original Research Article

Received: 24/04/2023  
Accepted: 28/06/2023  
Published: 09/07/2023

## ABSTRACT

This research work concerns the physical characterizations and the measurement of the thermal conductivities of clay materials stabilized by a mixed binder. At first, the different physical characterizations are carried out for the classification of the study material. Then, cylindrical specimens 7 cm in diameter by 7 cm in height are made with clay alone, specimens stabilized with 5% Gum Arabic, specimens stabilized with 5% cement, and also specimens stabilized with 5% cement and 5% Gum Arabic and finally specimens stabilized with the various binders mentioned above and reinforced with rice straw at a rate of 1%. The results show that the thermal conductivity value of 0.73 W/mK is for the 100% A formulation, the small thermal conductivity values are obtained for the formulations 94%A+5%GA+1%P and 94%A+5%C+1%P. which are respectively

\*Corresponding author: E-mail: [abdallah.dadi@univ-thies.sn](mailto:abdallah.dadi@univ-thies.sn), [adadi75@yahoo.fr](mailto:adadi75@yahoo.fr);

0.60 W/mK and 0.59 W/mK and finally, the high value of the thermal conductivity is 0.90 W/mK for the formulation 90% A+5% GA+5% C.

**Keywords:** Clay material; stabilization; reinforcement; cement; Gum Arabic; rice straw.

## 1. INTRODUCTION

The rise in temperature in homes has become a major concern for builders. In the search for comfort, the occupants are obliged to use electrical appliances, such as ceiling fan. These electrical means consume enough energy and also cause diseases [1]. In Sahelian countries like Chad, electricity is extremely expensive and the temperature is very high, it can reach up to 40°C between March and June [2]. Most of the constructions in Chad are made from cement brick, concrete, or fired bricks. These materials have very high thermal conductivity values [2,3]. For the search for comfort, we offer local materials, economical and without environmental problems. It is stabilized clay with a low rate of Gum Arabic and/or cement and reinforced with rice straw at a rate of 1%. During the manufacture of the specimens, we opted for a compaction pressure of  $(20 \pm 3)$  MPa. In previous research work, measurements of the thermal conductivities of materials stabilized by Gum Arabic and also by cement are carried out [1,3,4]. We propose for this research work a new construction material based on clay, stabilized by a mixed binder (Gum Arabic and cement), and make measurements of thermal conductivities on cylindrical samples.

## 2. MATERIALS AND METHODS

The method used is the hot wire. It is set up in the LERMAB Laboratory at the University of Nancy in France, the details are given in the publication by Jean LOUIS TANGUIER of January 2021 [4,5]. In this work, we carried out the thermal characterization of construction materials such as cement and clay mixed with bio-sourced additives such as Gum Arabic and rice straw.

The device used to determine the thermal parameters is that of the hot wire manufactured at LERMAB.

### 2.1 Study Materials

Please see Fig. 1.

#### 2.1.1 Clay

Physical tests are carried out on the clay for its identification, namely the particle size by sieving and particle size by sedimentometry, the Atterberg limit (the limit liquid and the limit of plasticity), the density of the solid particles is determined by the water pycnometer method with reference to the respectively standards [6,7,8,9]. These results made it possible to classify the clay as being “little plastic”.

#### 2.1.2 Gum Arabic

Most of the Gum Arabic harvest comes from Sub-Saharan Africa (Egypt, Maghreb, Mali, Senegal, Sudan, Chad, etc.). It is marketed in the form of crystals or powder. Gum Arabic is pale yellow to brownish yellow in color [10]. Thanks to its physicochemical properties, Gum Arabic is used in several fields, namely in the food, pharmaceutical, and cosmetics industries, etc. Gum Arabic can be used as a binder thanks to its essential physical properties [11]. The use of Gum Arabic instead of mineral binders (cement and lime) respects the approach of sustainable development, it is a healthy product vis-à-vis the environment and renewable. Chemical tests have revealed the presence of sugar in the chemical constituents of Gum Arabic, which negatively influences the setting and hardening of materials stabilized by Gum Arabic [4].



**Fig. 1. (a-Clay; b-CPJ 42.5R cement; c- Gum Arabic; d- rice straw)**

The Gum Arabic used in this research work is of the friable type coming from the tree "the Seyal acacia", see Fig. 1 c. All characteristics are given in the previous work of [12].

### 2.1.3 Rice straw

Rice cultivation is well-developed in Chad. It is mainly practiced in the Sudanian zone because of its requirement in terms of rainfall, and to a lesser extent in the Sahelian zone. The residue resulting from this culture is valued as energy, it is also used as food for animals and also for the construction of dwellings in the countryside. In this research work, rice straw is used as a reinforcement in the earth's material to improve its mechanical and thermal characteristics. Physical and chemical tests are carried out on rice straw during the thesis work of [4]. This is the real and apparent density, absorption test, and determination of its chemical constituents (lignin, cellulose, hemicellulose, ash, and extractable). The results showed that rice straw has a very low density, it is around 460 kg/m<sup>3</sup> [13]. Results obtained by [14] on the wood are close to the results given by rice straw. An absorption test carried out shows that the rice straw has a too high absorption rate that is to say at 5 minutes, the absorption of rice straw reaches approximately 200%, [15] carried out an absorption test on hemp particles. It obtains results after 48 hours of immersion in the water close to the results obtained on rice straw. For its use as a construction material, it must first be immersed in water until saturation before use. Otherwise, it absorbs all the mixing water and the material will be difficult to use. For our research work, we considered a rate of 1% rice straw and a size of 2 cm.

### 2.1.4 Cement

The cement used in this research work is of the Portland Composite type, class 42.5R, manufactured in Cameroon (Fig. 1b). Currently, this cement is classified as the best hydraulic binder for its use in the construction of infrastructure in Chad. In addition, this material releases a huge amount of CO<sub>2</sub> into the environment and consumes a high rate of energy during its manufacture [16]. For our research work, we use a rate of 5% to correct the problem of setting and hardening produced by Gum Arabic.

## 2.2 Measurement of Thermal Conductivity

### 2.2.1 Preparation of specimens

The samples made for this purpose are made using clay, Portland cement compound (CPJ 42.5 R), Gum Arabic from Chad, and rice straw also from Chad. Several formulations are prepared using a mass proportion of clay of 95 to 89%. Arabic gum and cement have a rate of 5% each and 1% rice straw. The different formulations are summarized in Table 1.

**Table 1 .The different formulations for thermal conductivity measurements**

	Number	Water content (%)
100 % A	3	18
95 % A + 5 % GA	3	16
95 % A + 5 % C	3	18
99 % A + 1 % P	3	14
90 % A + 5 % GA + 5 % C	3	16
94 % A + 5 % GA + 1 % P	3	12
94 % A + 5 % C + 1 % P	3	14
89 % A + 5 % GA + 5 % C + 1 % P	3	14

A: clay; GA: Gum Arabic; C: cement; P: straw

The preparation of the test specimens followed the following procedure: The clay, the cement, and/or the Gum Arabic are mixed dry, on the other hand for the rice straw, the procedure described in the thesis work of [12] was followed, which consists of soaking the straw in water until saturation before putting in the mixture. Once the mixture is primed, water is added for sample-making. The amount of mixing water is determined based on the so-called Proctor Normal method [17]. Once moistened, the material is placed in a plastic bag for about 2 hours for good impregnation. Subsequently, the homogenized and humidified mixture is placed in a cylindrical mold 7 cm in diameter by 7 cm in height, then a copper tube 10/12 mm in diameter is placed in the center of the mold. This copper tube receives the heating cartridge to diffuse the heat in the specimen. A pressure of (20±3) bars was exerted to obtain very compact samples, see Fig. 2. These were placed on the experimental bench for the determination of the measurement of the thermal conductivity after the stabilization of the temperatures (phase stationary temperature curves), see Fig. 3. The experimental device is the same as that used in the research work of Jean LOUIS TANGUIER

[5]. The difference lies in the dimensions of the specimens. Jean LOUIS TANGUIER used cylindrical specimens 16 cm in diameter by 32 cm in height.

### 2.2.2 The drying Kinetics

The different specimens are spread out in the open air until their masses have stabilized. We note that the "100%A" and "95%A+5%C" formulations have stabilized from the 4th day of drying. On the other hand, for the formulations which contain Gum Arabic, the drying was prolonged until the 7th day, this is the case of: ("95% + 5% GA and 90% A + 5% GA + 5% VS "). It is noted that the addition of cement at a rate of 5%, in the mixture containing Gum Arabic does not modify the drying time, see Fig. 3. It could be that the cement improves the water resistance of the material.

### 2.2.3 Experimental apparatus

The principle of the method for measuring the thermal conductivity of materials in cylindrical geometry is tested at LERMAB, in France and shown schematically in Fig. 4. It

illustrates the experimental device and indicates the positions of the various thermocouples. It consists

- A special ACIM JOUANIM stainless steel heating cartridge with 50 W power and 8 mm in diameter;
- A 10/12 copper tube
- Type K thermocouples, jacketed 0.5 mm in diameter with insulated hot junction. Data acquisition (temperatures) is done using an ALMEMO 2290-8 acquisition unit which has been calibrated beforehand.
- The voltage and the current are measured by a BBC M 2042 precision multimeter. The voltage is adjusted by a "Variac" type variable resistor.

For the determination of the thermal conductivity of our samples, the quantities such as the geometry of the samples, the variations of the temperatures and the flow of heat are taken into account, according to the equation:

$$\lambda = \frac{\varphi \ln\left(\frac{r_2}{r_1}\right)}{2\pi L(T_1 - T_2)} \quad (1)$$



Fig. 2. (a-mold and accessories, b-press for manufacturing specimens; c - manufactured specimen)

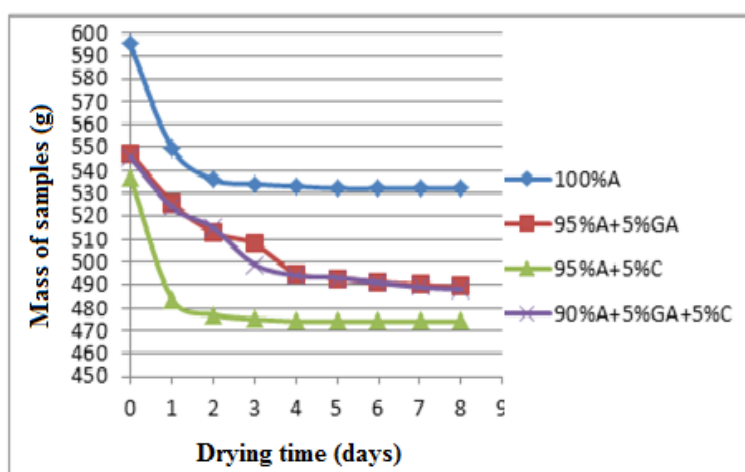


Fig. 3. Sample drying curve

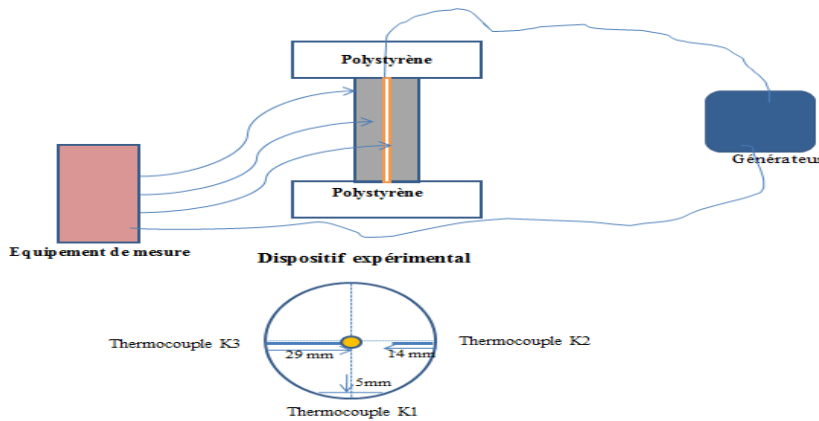


Fig. 4. Experimental device for measuring thermal conductivity

### 3. RESULTS AND DISCUSSION

Once the sample has been placed in the apparatus, the various temperature values are recorded to plot the curves of the variable phase and of the stationary phase.

Fig. 5 gives the different curves.

The results, namely the measurements of the thermal conductivities and the densities, are presented respectively in Figs. 6 and 7.

Different formulations are prepared for the measurement of their thermal conductivities. The results are presented in Figs. 6 and 7. The values of the thermal conductivities vary from 0.6 W/m.K to 0.9W/m.K. The 90%A+5%GA+5%C formulation gives the highest value of thermal conductivity. This formulation also gives the highest density. The increase in conductivity can be explained by the fact that the presence of cement can improve the bond between the

different constituents of the specimen [1]. In addition, Gum Arabic helps retain moisture for a certain period of time. This will allow the cement to continue to hydrate. Thus, (CSH and portlandite) are formed to strengthen the bonds between grains and reduce porosity. Therefore, the internal structure becomes homogeneous and tight. This makes it possible to give high values of thermal conductivity [1].

The values of the thermal conductivities obtained with the samples stabilized by cement or by Gum Arabic are in the same orders of magnitude as the results obtained respectively by [1,4]. Indeed, the presence of cement in the mixture gives a more compact and dense finished product. The phenomenon that increases the density is largely explained in the previous paragraph. The Gum Arabic in the mixture behaves like glue that coats the grains and sticks them together to form a dense block [12]. This explains the increase in the value of thermal conductivity.

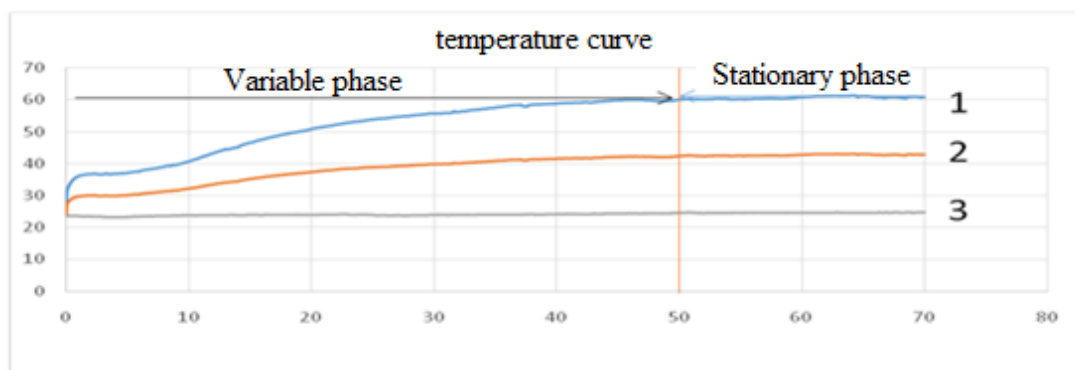


Fig. 5. Temperature curve

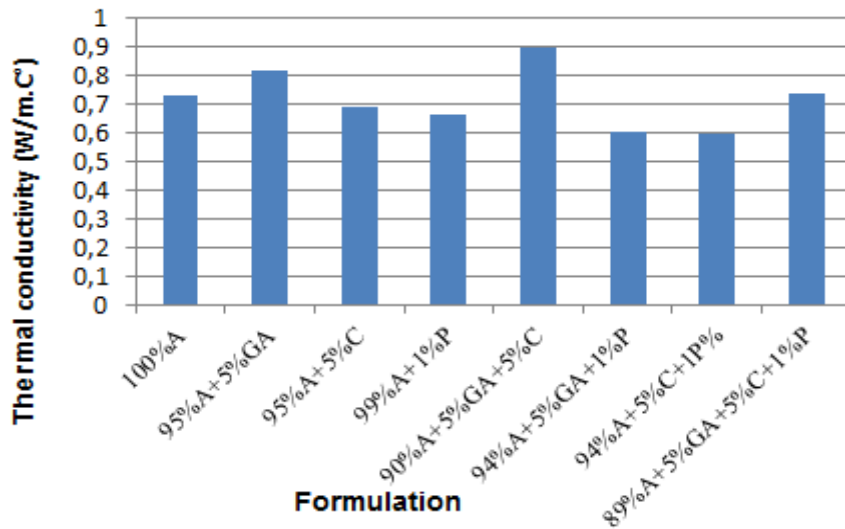


Fig. 6. The results of the thermal conductivities according to the formulations

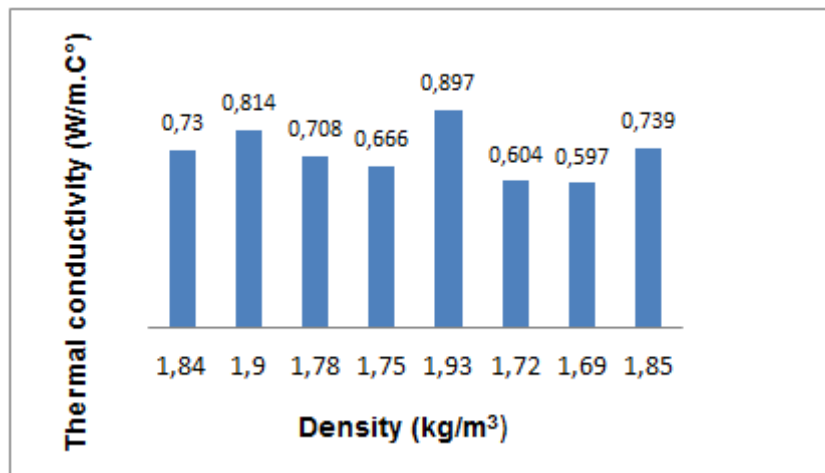


Fig. 7. values of the thermal conductivities obtained as a function of the density

The stabilized or unstabilized samples reinforced with rice straw give low values compared to the other formulations. See the results which are summarized in Fig. 6.

Furthermore, the presence of flakes in the mixture reveals the density of the samples. This can be explained by the density of the raw material. In general, straw has a very low density compared to granular materials such as clay and sand which have respectively  $2450 \text{ kg.m}^{-3}$  and  $2700 \text{ kg.m}^{-3}$  [4].

For materials reinforced with date palm fibers, the thermal conductivity decreased. This reduction is visible by the fact that plant fibers generally have a very low thermal conductivity. It is around  $(0.08 \text{ W.m}^{-1} \cdot \text{K}^{-1})$  [18] for date palm fibers. In addition, the presence of fibers in the

composite increases the porosity, which reduces its density and also the value of its thermal conductivity [19] found the same behavior on fiber-reinforced concrete.

The thermal conductivity results obtained in this research work are proportional to their density. The higher the density, the value of the conductivity increases (see Fig. 6). The work of [20] on composites of a mixture of clay and Portland cement also confirmed that the higher the density, the value of the thermal conductivity increases.

#### 4. CONCLUSION

This research work has highlighted the thermal conductivity of local materials in construction that are economical and environmentally friendly. A



new formulation consisting of clay, cement, and Gum Arabic is invented for the measurement of its thermal conductivity. The combination of two binders such as cement and Gum Arabic, mixed with clay gives a dense sample. The addition of cement to the mixture did not reduce the drying time, but on the other hand, it could improve water durability and mechanical resistance. The conductivity measurement results showed that this material is not insulating. However, its thermal inertia will help improve comfort in the home. This method is implemented for the first time in the LERMAB Laboratory, at the University of Lorraine to experiment with thermal conductivity measurements on building materials. This new device solves some problems stated by the other methods. These are axial and radial heat leakage and "edge effects". It is very interesting insofar as the atmospheric conditions are mastered.

## ACKNOWLEDGEMENTS

We would like to thank the French Cooperation for having financed this research work through the training grant, the LERMAB Laboratory for having accepted the reception and monitoring of its work.

## COMPETING INTERESTS

Authors have declared that no competing interests exist.

## REFERENCES

1. Boffoue MO, Kouadio KC, Kouakou CH, et al. Influence of cement content on the thermomechanical properties of compressed and stabilized clay blocks. *Africa Science: International Journal of Science and Technology*. 2015;11:35-43.
2. Abderamane H, Razack M, Vassolo S. Hydrogeochemical and isotopic characterization of the groundwater in the Chari-Baguirmi depression, Republic of Chad. *Environmental Earth Sciences*. 2013;69:2337-2350.
3. Azoumah Y, Mazet N, Neveu P. Constructal network for heat and mass transfer in a solid-gas reactive porous medium. *International Journal of Heat and mass transfer*. 2004;47:2961-2970.
4. Abakar A. Mechanical and thermal characteristics of clay stabilized with Gum Arabic and reinforced with rice straw. University of Lorraine; 2018.
5. Jean Louis Tanguier et al. Experimental determination of the thermal conductivity of new compressed clay formulations stabilized with Gum Arabic, measurement and impact on summer comfort. *Journal of Materials Science Research and Reviews*. 2021;7(1):1-14, Article no. JMSRR.63781.
6. NF P 94-056: Particle size analysis; method by dry sieving after washing; 1996.
7. NF P 94-057: particle size analysis of soils, method by sedimentometry; 1992.
8. NF P 94-052-1: Atterberg limit; cup liquid limit and roller plasticity limit; 1993.
9. NF P 94-054: determination of the density of solid particles in soils, water pycnometer method; 1991.
10. Guillaume-Gentil A, Gayi S, Zhan Y, Boglio D, Milicevic B. *Unctad; Agricultural Commodity Market Information Fund New York*. 2016;15.
11. Bozabe RK, Toukourou CA, Gbaguidi GA, Hounkonnou MN. The physico-mechanical characteristics of micro-concrete tiles made locally from Gum Arabic. *Polytechnic School of Abomey Calavi*. 2013; 15(4-5).
12. Ali A, Benelmir R, Tanguier J-L, et al. Mechanical characteristics of Ndjamen clay stabilized with Gum Arabic. *Africa Sci J*. 2017;13:330-341.
13. Ali A, Mahamat AD, Donnot A, et al. Physical and chemical characteristics of rice straw. *Research Journal of Applied Sciences, Engineering and Technology*. 2020;17:115-121.
14. Sun Y, Cheng J. Hydrolysis of lignocellulose materials for Ethanol Production: A Review". *Bioresource*. 2002; 83(1):1-11.
15. Thu Nguyen. T thesis memoir: Contribution to the study of the formulation and manufacturing process of hemp concrete construction element. *Flight 168*.
16. Hendriks CA, Worrell E, De Jager, Blok K, Riemer P. Greenhouse, Emission reduction of greenhouse gases from the cement industry gases control technologies conference, 2004; 2010.
17. NF P 94-0931, (determination of the compaction references of a material).
18. Nadia. B, Agoudjil A, Aouachria Z. Doctoral thesis "Development and characterization of local natural composites adapted to thermal insulation in housing. *Flight*. 2015; 162.
19. Aouadja FZ, Mimoune M, Laquerbe M. Experimental study on concrete based on

- wood residues. Revue Algérie-Equipement. 1995;24-27.
20. Al Rim K, Ledhem A, Douzane O, Dheilly RM, Queneudec M. Influence of the proportion of wood on the thermal and mechanical performances of clay cement wood composites. Cement & Concrete Composites. 1999; 21:269-276.

© 2023 Ali et al.; This is an Open Access article distributed under the terms of the Creative Commons Attribution License (<http://creativecommons.org/licenses/by/4.0>), which permits unrestricted use, distribution, and reproduction in any medium, provided the original work is properly cited.

*Peer-review history:*  
*The peer review history for this paper can be accessed here:*  
<https://www.sdiarticle5.com/review-history/101713>